

R680 PERGONEXT

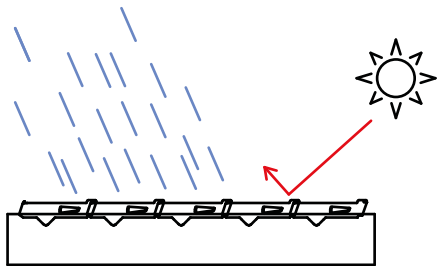


Peso medio
Medium Weight

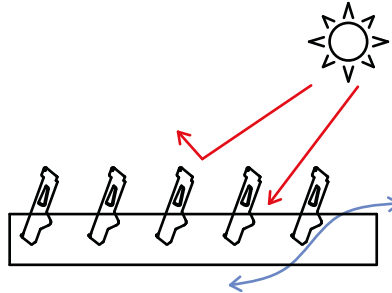
Nozioni tecniche . Technical concepts

FUNZIONI . FEATURES

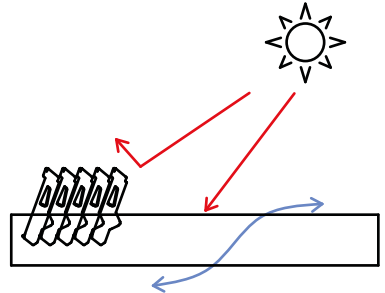
Protezione solare e da pioggia
Sun and rain protection



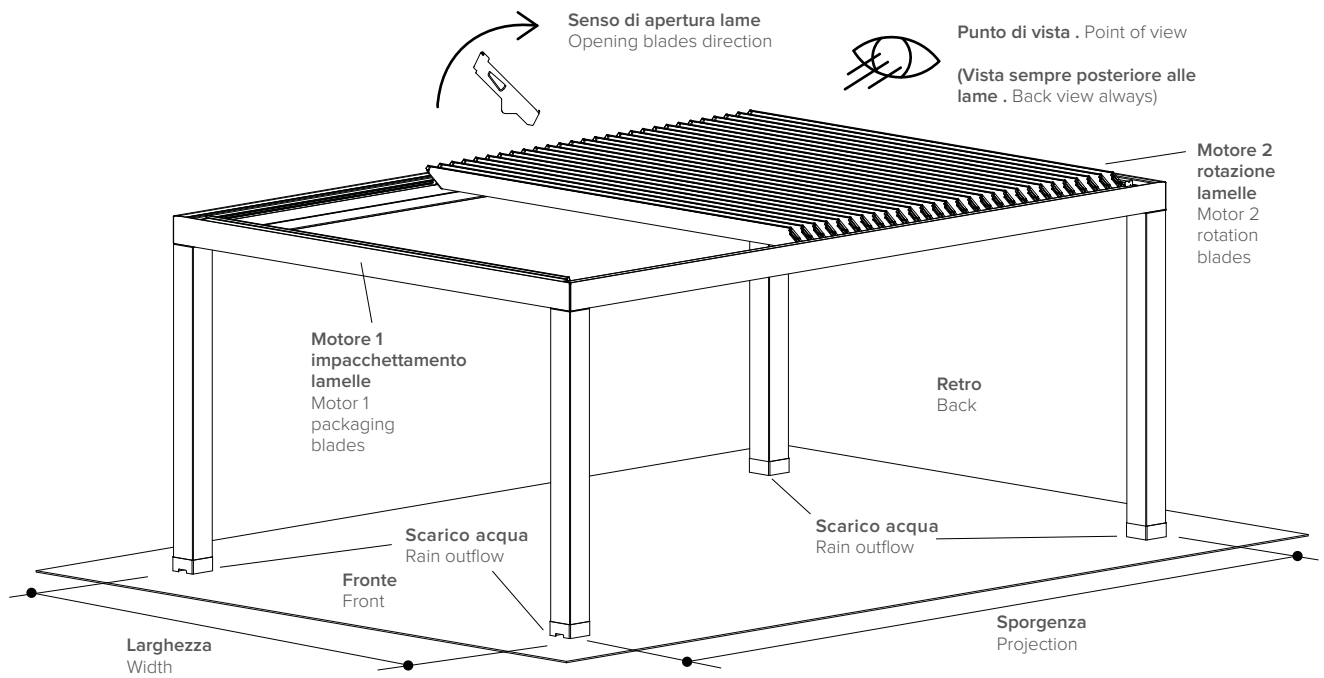
Parziale protezione solare e raffreddamento
Partial sun protection and cooling



Apertura completa
Complete opening



SCHEMA DI LETTURA . READING SCHEME



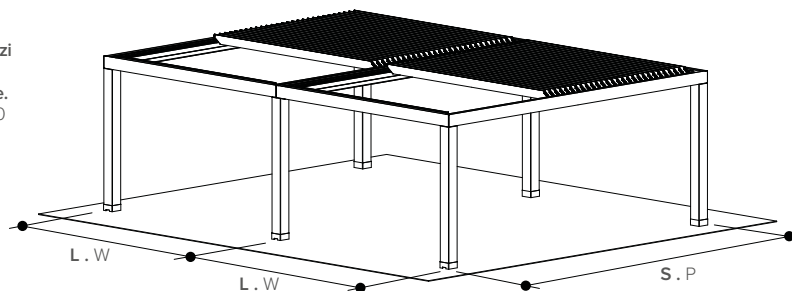


Configurazioni . Configurations

Quote espresse in mm . Dimensions in mm

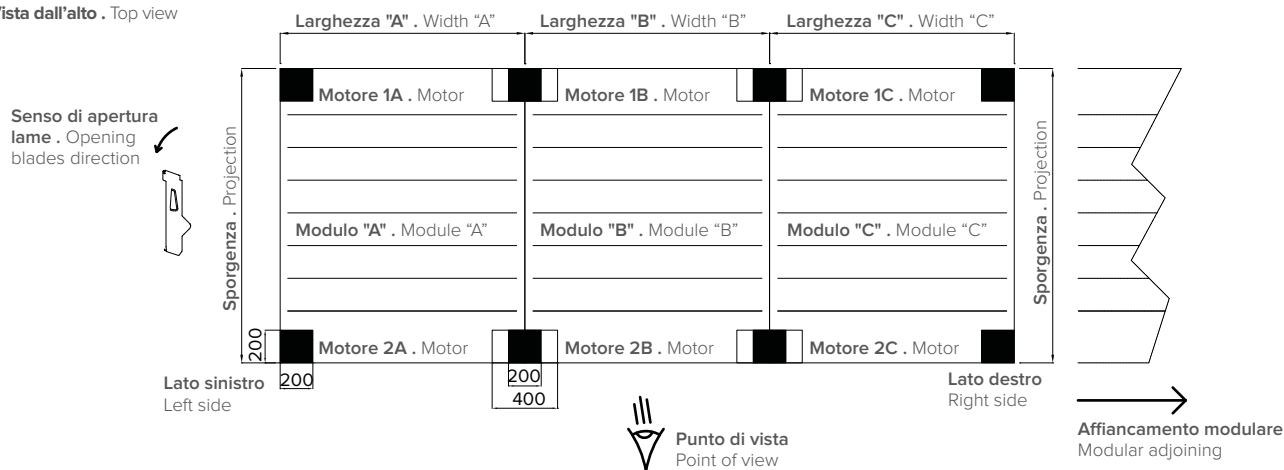
AFFIANCAMENTO LATERALE . LATERAL ADJOINING

Per comporre il prezzo: dalla tabella prezzi R680 sommare ogni singolo modulo e sottrarre il numero di piantane in comune.
For price calculation: from price table R680 sum each module and deduct the number of common poles.



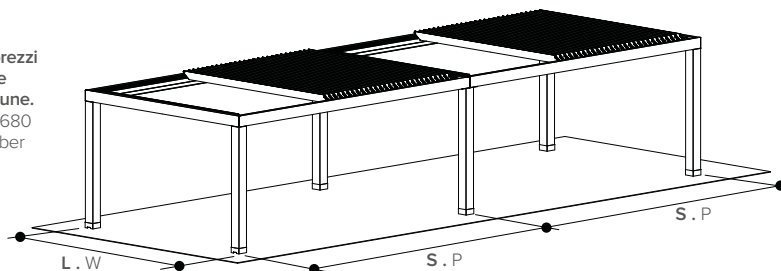
Lo schema rappresenta un affiancamento laterale, ogni piantana permette lo scarico dell'acqua, comprese quelle in comune.
The diagram shows a lateral adjoining, each pole allows to drain water, including those in common.

Vista dall'alto . Top view



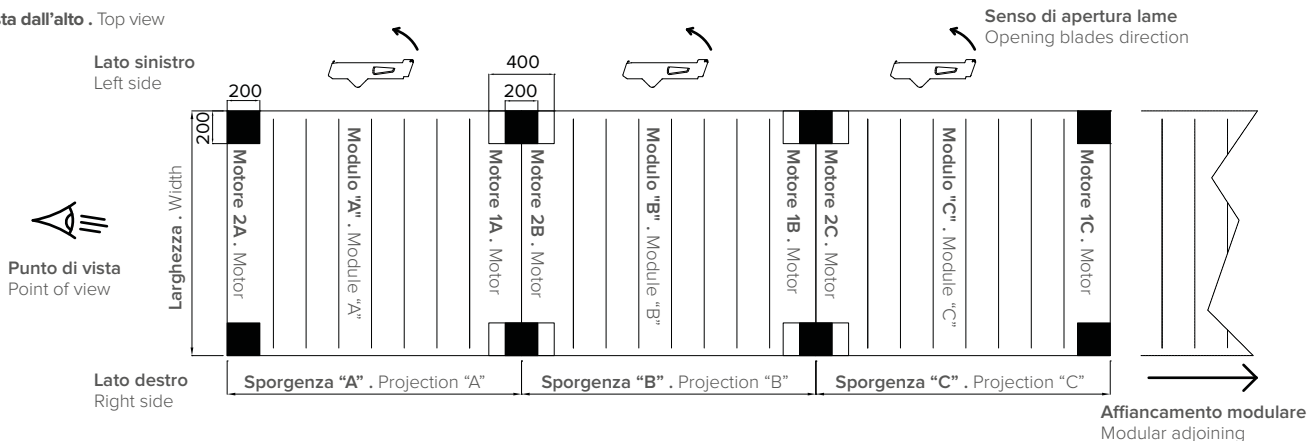
AFFIANCAMENTO FRONTALE . FRONTAL ADJOINING

Per comporre il prezzo: dalla tabella prezzi R680 sommare ogni singolo modulo e sottrarre il numero di piantane in comune.
For price calculation: from price table R680 sum each module and deduct the number of common poles.



Lo schema rappresenta un affiancamento frontale, ogni piantana permette lo scarico dell'acqua, comprese quelle in comune.
The diagram shows a frontal adjoining, each pole allows to drain water, including those in common.

Vista dall'alto . Top view

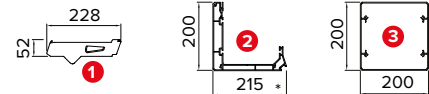
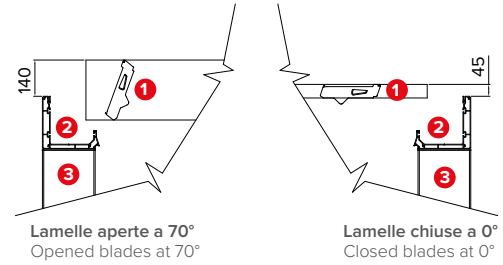
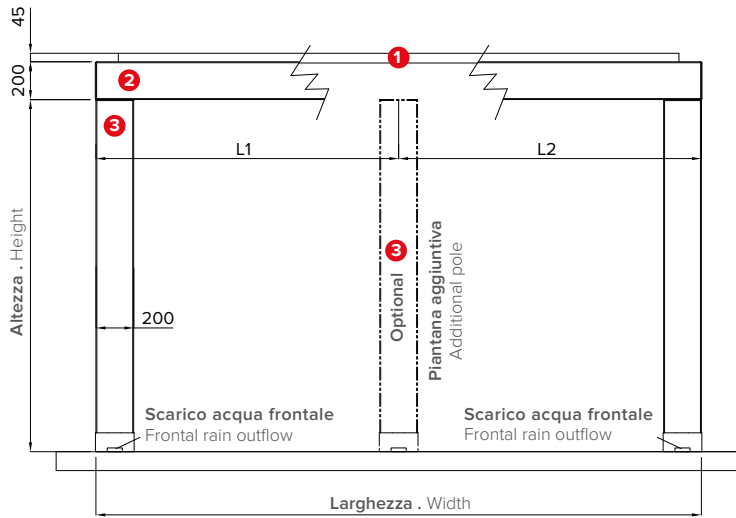


R680 PERGONEXT

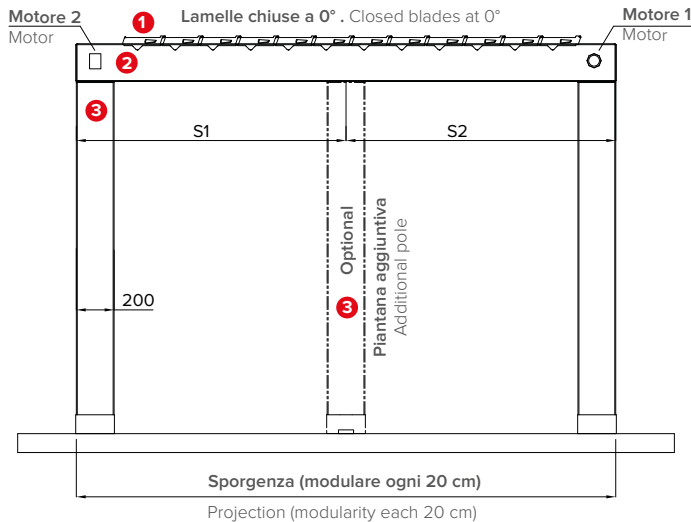
Dati tecnici . Technical data

Quote espresse in mm . Dimensions in mm

Vista frontale . Frontal view

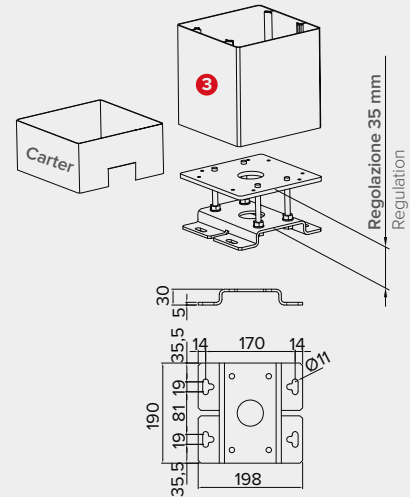


Vista laterale . Side view



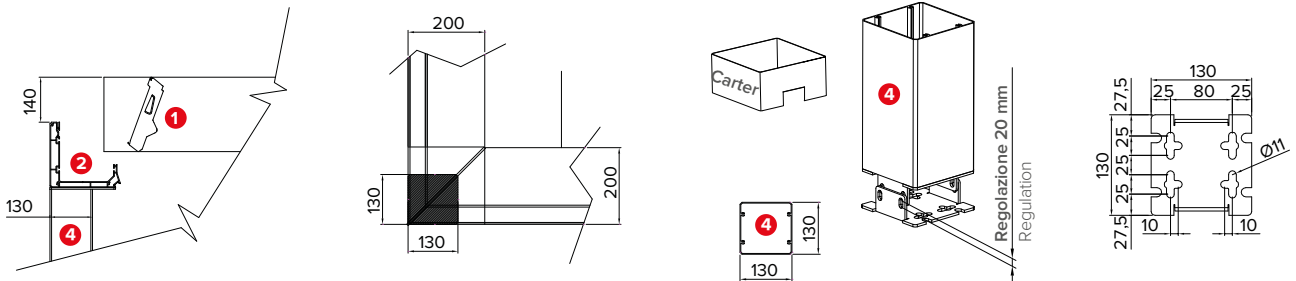
STANDARD

Piede a terra regolabile . Adjustable foot



Altezza piantana 20 x 20 cm garantita, H 300 cm, oltre, chiedere fattibilità . Pole height 20 x 20 cm guaranteed, H 300 cm, beyond asking for feasibility.

Variante a richiesta con piantane 13x13 cm. per moduli singoli di larghezza 4 mt. per sporgenza 4 mt. massima (no piantana in comune).
Variation upon request with 13x13 cm poles for single forms of 4 mt. width by 4 mt. max. projection (no common pole).



Altezza piantana 13 x 13 cm garantita, H 250 cm, oltre, chiedere fattibilità . Pole height 13 x 13 cm guaranteed, H 250 cm, beyond asking for feasibility.

* Sede per inserimento di luci LED . Seat for LED lights.

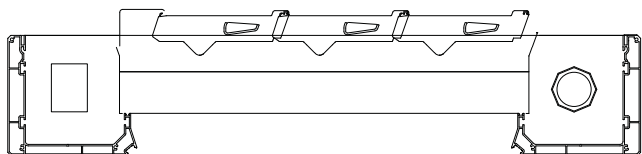
Sporgenza Projection	S cm	205	225	245	265	285	305	325	345	365	385	405	425	445	465	485	505	525	545	565	585	605
Lamelle Blades	n°	8	9	10	11	12	13	14	15	16	17	18	19	20	21	22	23	24	25	26	27	28
Impacchettamento Packing	X cm	70	75	80	85	90	95	100	105	110	115	120	125	130	135	140	145	150	155	160	165	170

R680 PERGONEXT

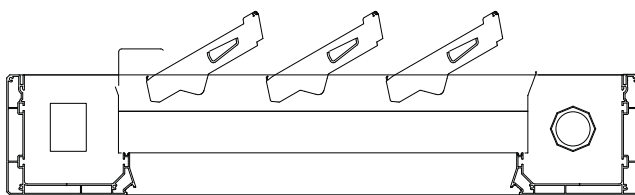
Dettagli tecnici . Technical details

Quote espresse in mm . Dimensions in mm

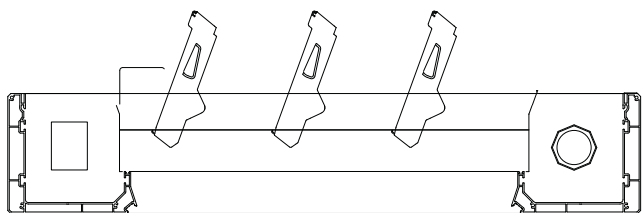
Lame orizzontali estese . Extended horizontal blades



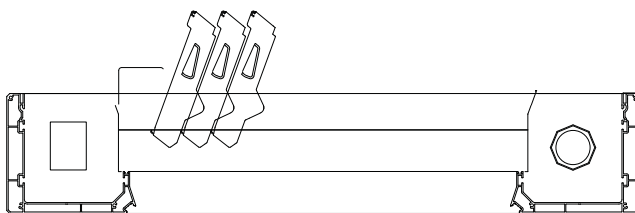
Rotazione progressiva . Progressive rotation



Apertura totale a 70° . Total 70° opening



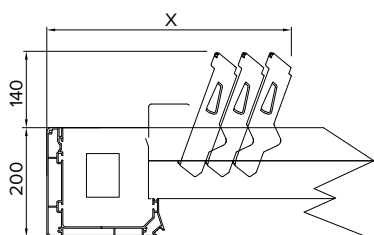
Apertura massima impacchettata 70° . Maximum packed opening 70°



La struttura, dotata di due motori distinti, permette le seguenti funzioni: il primo motore gestisce il sistema di impacchettamento, mentre il secondo gestisce la rotazione delle lamelle.

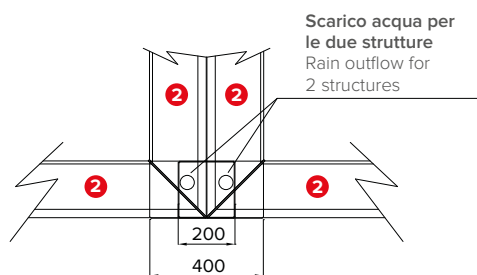
The structure, equipped with two separate motors, allows the following functions: the first motor manages the packing system, while the second manages the rotation of the blades.

IMPACCHETTAMENTO . PACKING



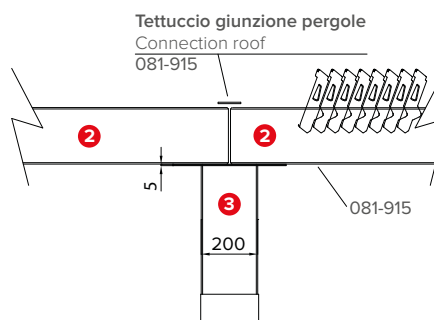
PIANTANA IN COMUNE PER MODULI AFFIANCATI . COMMON POLE FOR ADJOINED MODULES

Vista dall'alto . Top view



Scarico acqua per le due strutture
Rain outflow for 2 structures

Vista laterale . Side view



Tettuccio giunzione pergole
Connection roof
081-915

Art 081-915 di dimensioni 80x5mm consigliato anche come spessore di compensazione per eventuali chiusure perimetrali.
Art 081-915 of dimensions 80x5mm recommended as thick compensation for any perimetric closings.

Legenda tecnica . Technical legend

- ① Lamella . Blade
- ② Profilo gronda perimetrale . Perimetric water-drain profile
- ③ Piantana 20x20 cm . Pole 20x20 cm
- ④ Piantana 13x13 cm . Pole 13x13 cm

X Impacchettamento . Packing

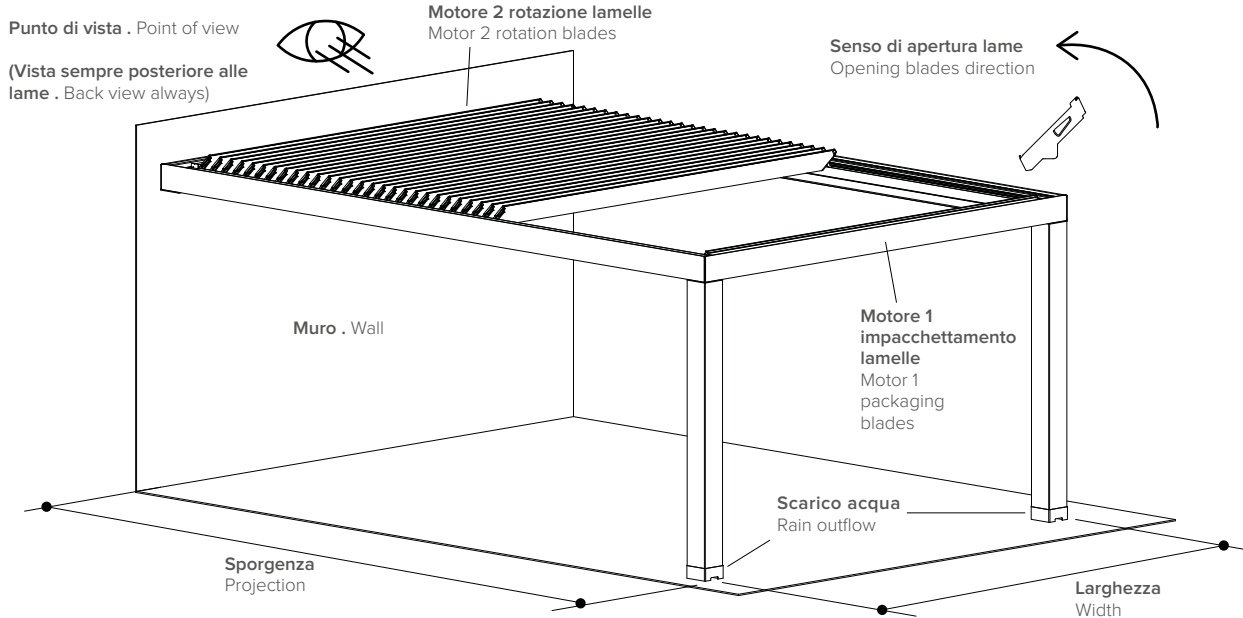
Varianti
Variants
R680

R681 PERGONEXT

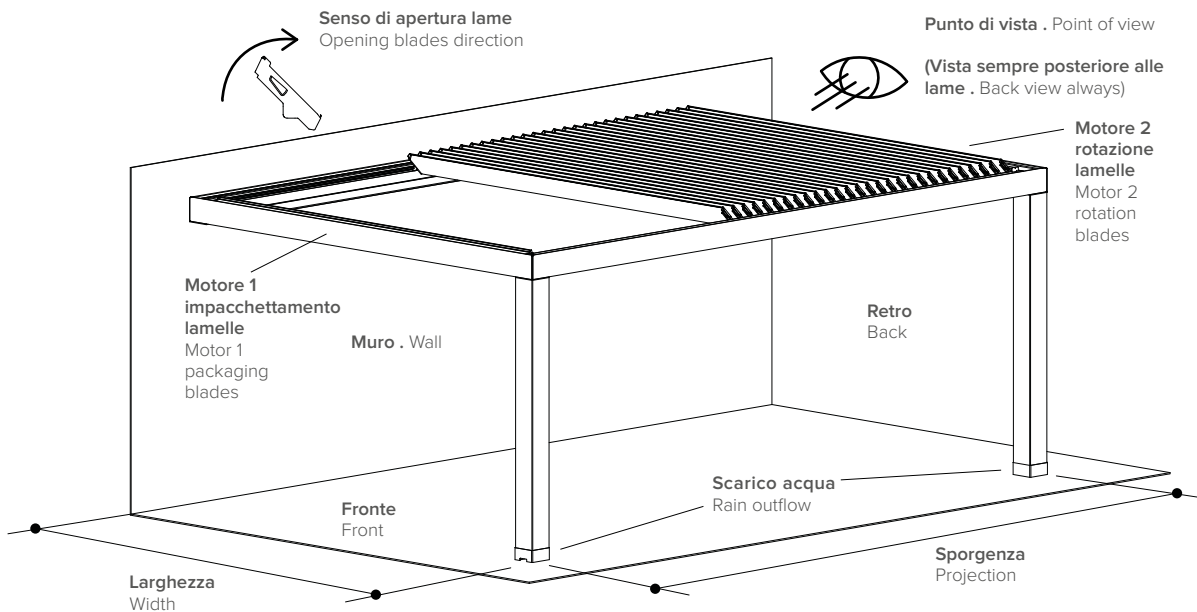
Gronda addossata a parete . Wall installation water-drain

LAME PARALLELE AL MURO . BLADES PARALLEL TO THE WALL
Schema di esempio . Example scheme

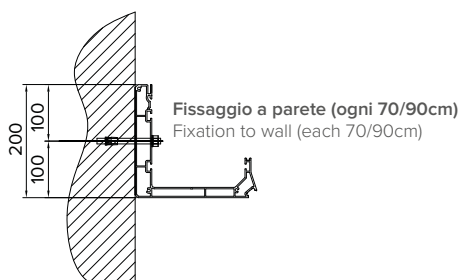
Quote espresse in mm . Dimensions in mm



LAME PERPENDICOLARI AL MURO . BLADES PERPENDICULAR TO THE WALL
Schema di esempio . Example scheme

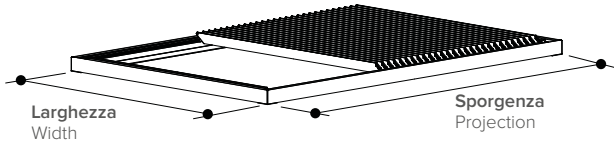


Schema di fissaggio . Fixation scheme

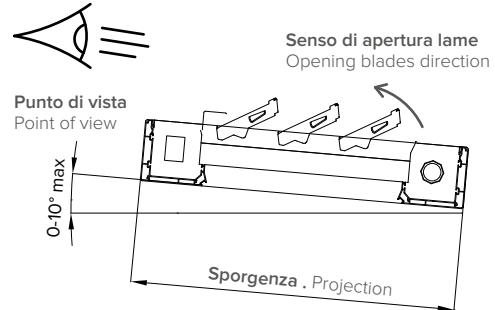


Senza piantane . Without poles

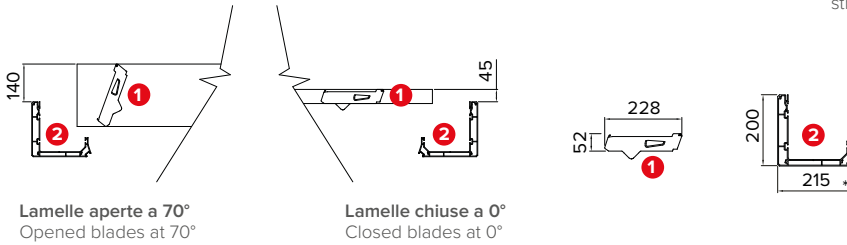
Quote espresse in mm . Dimensions in mm



Sono necessari almeno 2 scarichi acqua . 2 rain outflow at least needed



Inclinazione massima consentita per appoggio su strutture esistenti (Max 17 cm/mt.)
Max allowed inclination dor installation on structures (Max 17 cm/mt.)



ATTENZIONE: non è possibile installazione completa della struttura addossata a tetti a vetro.
WARNING: it is not possible to install the structure against glass roofs.

* Sede per inserimento di luci LED . Seat for LED lights.

Legenda tecnica . Technical legend

- 1 Lamella . Blade
- 2 Profilo gronda perimetrale . Perimetric water-drain profile